

Gold Strategy



**RESOURCES
ENERGY** GROUP

ASX:REZ

April 2024

[REZGROUP.COM.AU](https://www.rezgroup.com.au)

Disclaimer



The material in this presentation has been prepared by Resources & Energy Group Limited (“Company”)

The material contained in this presentation is for information purposes only. This presentation is not an offer or invitation for subscription or purchase of, or a recommendation in relation to securities in the Company and neither this presentation nor anything contained in it shall form the basis of any contract or commitment.

Any offering of any of the Company's securities to Australian persons will be subject to Australian securities laws. The distribution of this document in jurisdictions outside of Australia may be restricted by law, and persons in to whose possession this document comes should inform themselves about, and observe, all such restrictions.

This presentation is not financial product or investment advice. It does not take into account the investment objectives, financial situation and particular needs of any investor. Before making an investment in the Company, an investor or prospective investor should consider whether such an investment is appropriate to their particular investment needs, objectives and financial circumstances, seek legal and taxation advice as appropriate and consult a financial adviser if necessary.

This presentation may contain forward-looking statements that are subject to risk factors associated with mining and exploration business. Forward-looking statements include those containing such words as "anticipate", "estimates", "forecasts", "should", "could", "may", "intends", "will", "expects", "plans" or similar expressions. Such forward-looking statements are not guarantees of future performance and involve known and unknown risks, uncertainties, assumptions and other important factors, many of which are beyond the control of the Company. It is believed that the expectations reflected in these statements are reasonable but they may be affected by a range of variables and changes in underlying assumptions which could cause actual results or trends to differ materially. The Company does not make any representation or warranty as to the accuracy of such statements or assumptions.

This presentation has been prepared by the Company based on information currently available to it. No representation or warranty, express or implied, is made as to the fairness, accuracy, completeness or correctness of the information, opinions and conclusions contained in this presentation. To the maximum extent permitted by law, none of the Company or its subsidiaries or affiliates or the directors, employees, agents, representatives or advisers of any such party, nor any other person accepts any liability for any loss arising from the use of this presentation or its contents or otherwise arising in connection with it, including without limitation, any liability arising from fault or negligence on the part of the Company or its subsidiaries or affiliates or the directors, employees, agents, representatives or advisers of any such party.

This presentation contains information initially provided in the releases made by the Company to the ASX for the Mt Mackenzie mine and East Menzies Project. The Company is not aware of any new information or data that materially affects the information included in previous ASX announcements and that all material assumptions and technical parameters underpinning the estimates in the announcements continue to apply and have not materially changed.

The information in this presentation that relates to exploration results of East Menzies and Mount Mackenzie projects is based upon information extracted and reviewed by Mr Michael Johnstone, Principal Geologist with Minerva Geological Services Pty Ltd. Mr Johnstone is a Member of the Australasian Institute of Mining and Metallurgy and has sufficient experience that is relevant to the style of mineralisation and the type of deposit under consideration and to the activity which they have undertaken to qualify as a Competent Person as defined in the 2012 edition of the 'Australian Code for the Reporting of Exploration Results, Mineral Resources and Ore Reserves. Mr Michael Johnstone consents to the inclusion in this report of the matters based on their information in the form and context in which it appears.

Gold – Three Stage Strategy



Vat Leach Gold Production

Pipeline of **Gold** reef resources for local processing and early revenue

Modular CIL Gold Production

First **Gold** Mill at Menzies starting at 120ktpa to scale up production

Multi-million Oz Gold target

Recent greenfield REZ **Gold** discovery under cover – with supergene blanket

Gold Mining Campaigns + Drilling Multi-Million Ounce Target



Vat leach pad under construction in Eastern Goldfields

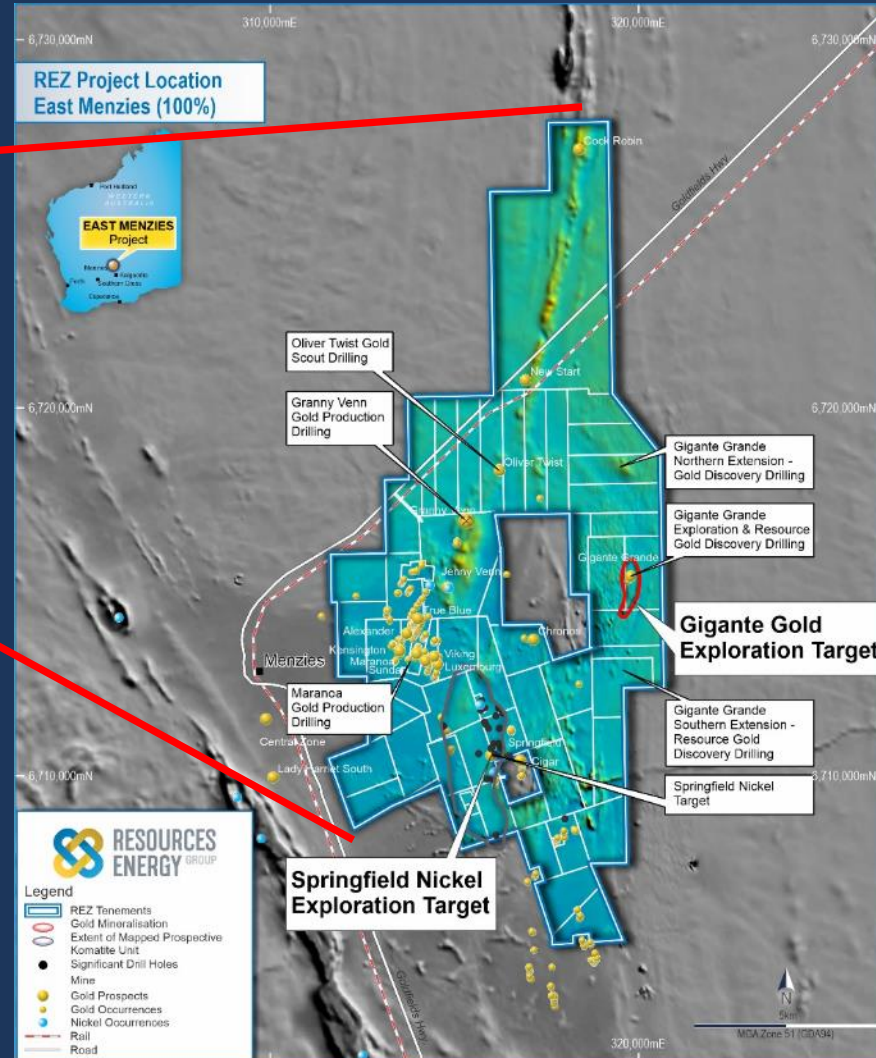
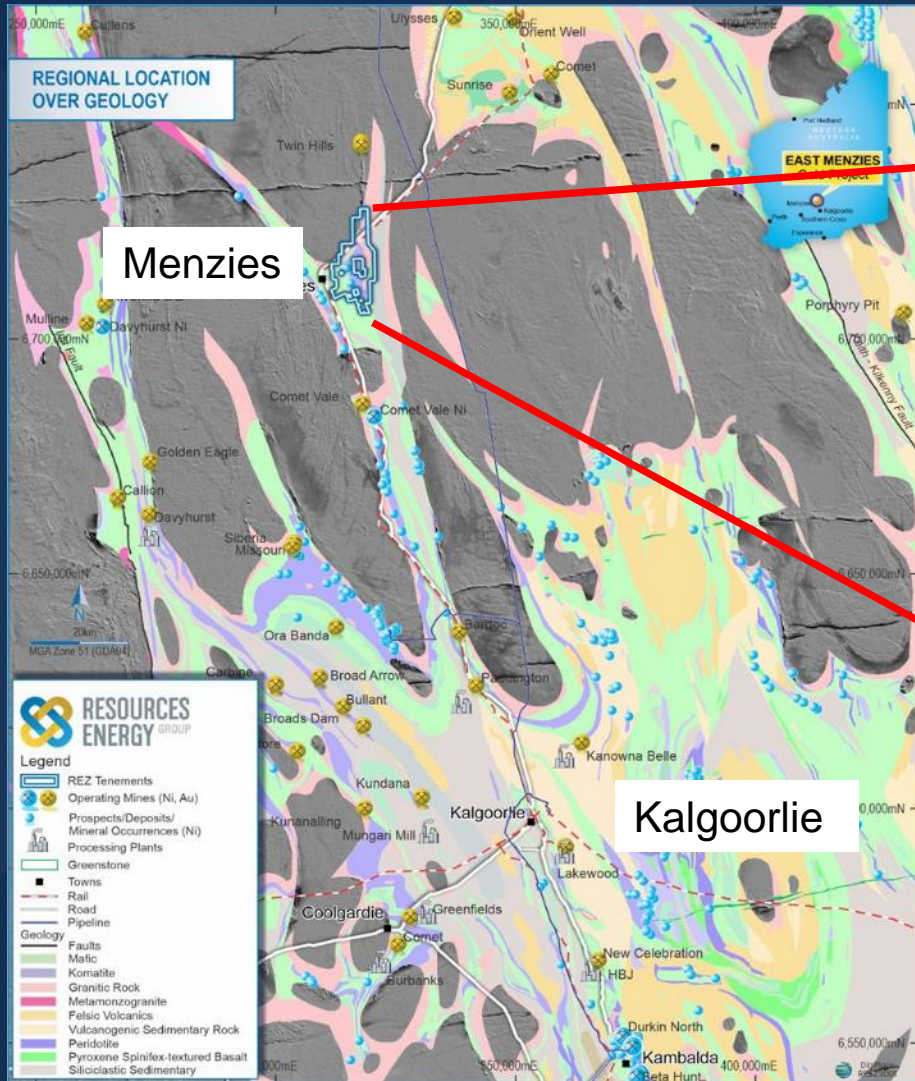


ROM pad: REZ gold ore at Lakewood Gold Mill



Gold dore ready for Perth Mint FY21/22

East Menzies Project – Gold in the right address



- REZ's ~100 km² East Menzies Project has two discreet zones of gold potential – the outcropping and high grade deposits on the west side where REZ is currently campaign mining discreet gold deposits – annotated here with gold dots.
- And on the eastern side where lies REZ's virgin-discovered Gigante Grade target shown here in red outline



Maranoa-Goodenough Campaigns

- Maranoa, and Goodenough are located within granted mining leases M29/427 and M29/0141. These mining leases are contiguous with M29/189-Granny Venn
- The proximity of these authorities to Granny Venn, provides ideal logistics for the Vat Leach which will be constructed at M29/189, with facilities including stockpile pads, water, and haul road access to the Goldfields Highway
- Lamington Minerals have been chosen as the preferred contractor for the East Menzies vat leach campaign. They specialise in providing cost effective logistics, management, processing and recovery options to the gold mining industry while maintaining the highest standards of safety and environmental responsibility.

See ASX Announcements 11 June 2020, 3 November 2020, 14 January 2021, 22 March 2021 and 4 May 2021

An Eastern Goldfields example of a vat leach pad under construction



8,000 Oz

Maranoa

43,000 Oz

Goodenough

92%

Met Recovery Gold

FY 2023/24

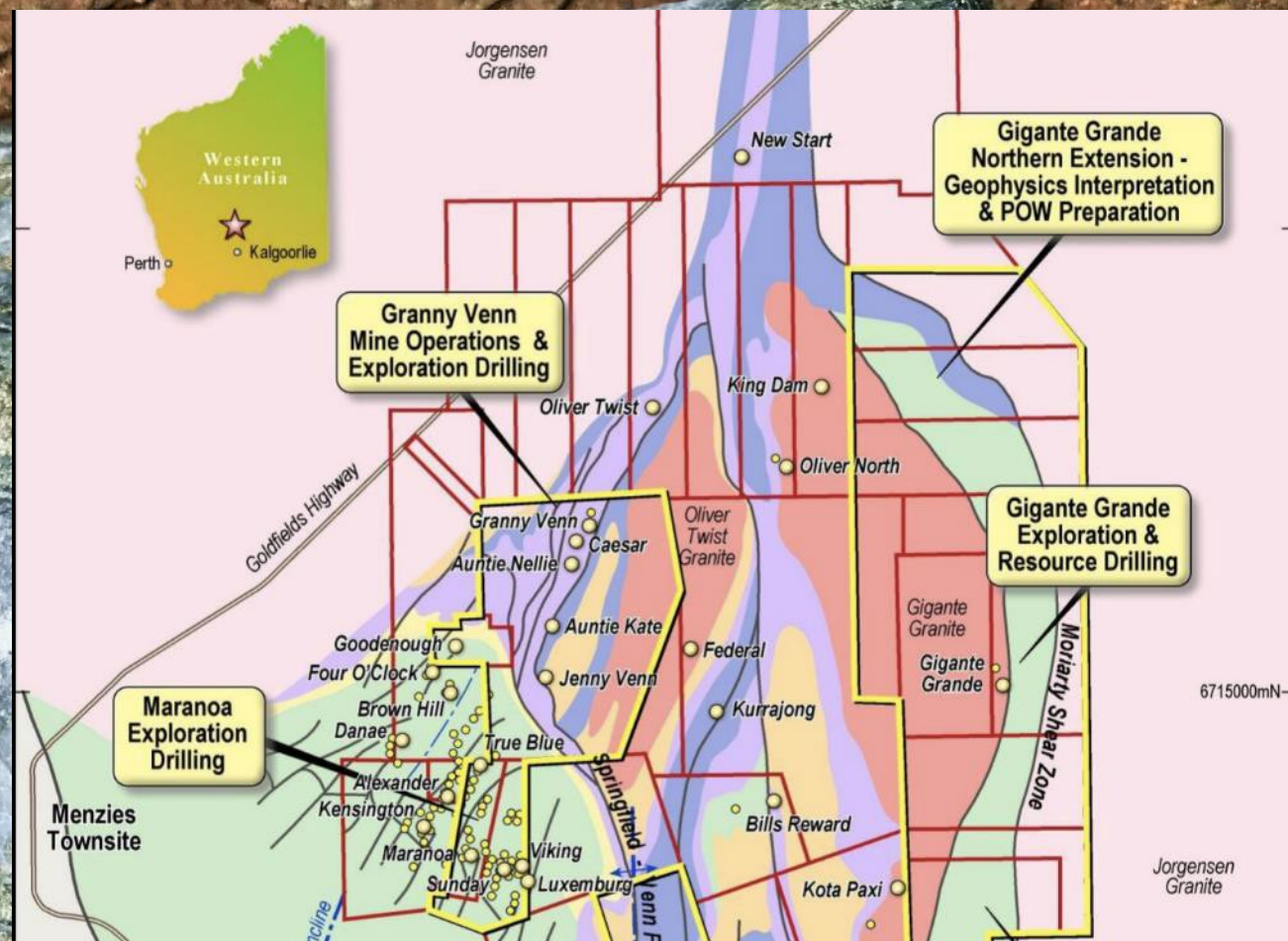
A pipeline of 'Granny Venn' style deposits



- ❖ Maranoa - 8,800 Oz¹
- ❖ Goodenough – 43,000 Oz¹
- ❖ Granny Venn 126,000t @ 2.37g/tAu (FY21/22)^{1,2}

Previously mined prospects akin to Granny Venn

- ❖ Granny Venn Extension North
- ❖ Caesar
- ❖ Aunt Nelly
- ❖ Aunt Kate
- ❖ Sunday
- ❖ Viking



1 – See ASX Announcements 11 June 2020, 3 November 2020, 14 January 2021, 22 March 2021 and 4 May 2021

2 – East Menzies has been a designated goldfield since 1897

Successful Granny Venn Campaign

Project Results*



130,000t

Milled

8,700 Oz

Recovered

\$23m

Revenue

\$7.5m

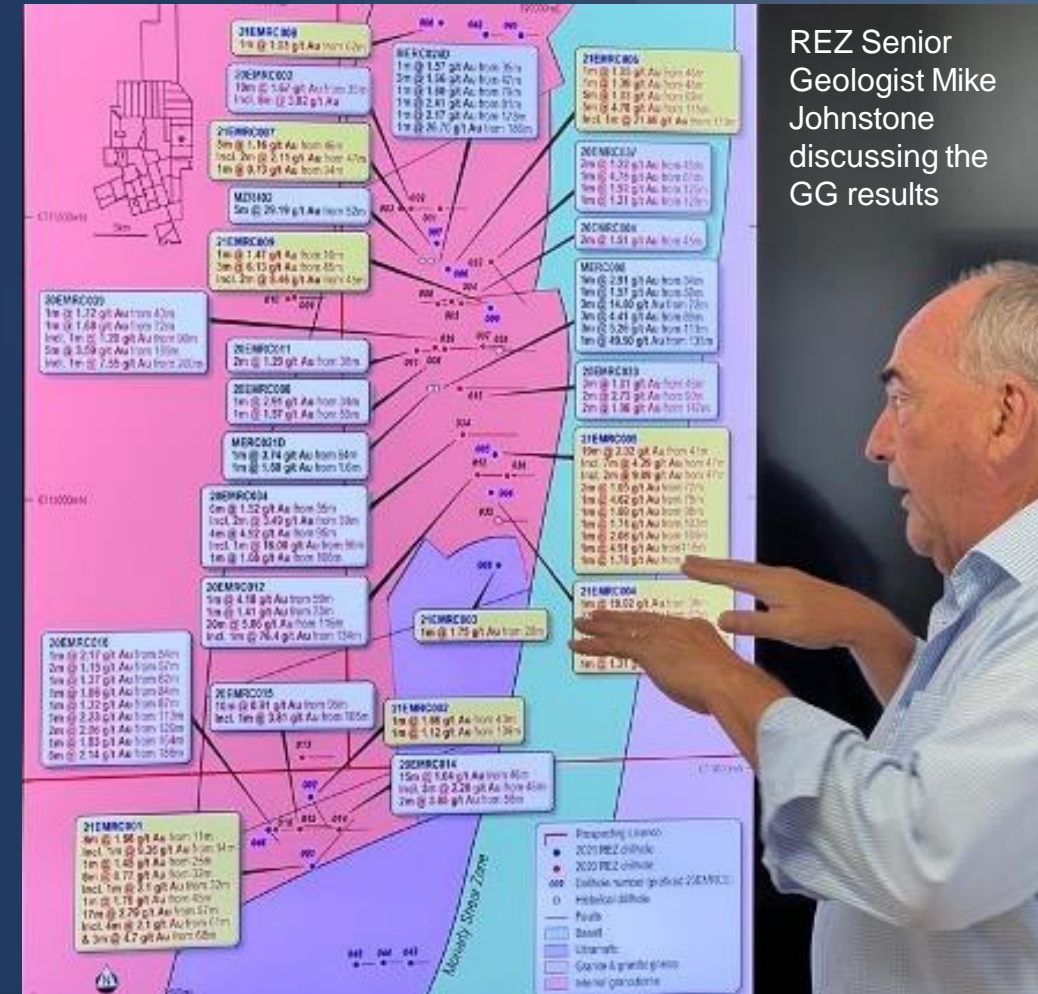
Profit

* Total project results, REZ shared in net profit with JV partner
RESOURCESENERGY GROUP

Gigante Grande – REZ's virgin gold find under cover



- The first recognition of the bulk mining potential was made following REZ RC drilling operations at Gigante Grande in September 2020*.
- Since then 10,000m of RC drilling has been conducted over 100 mostly-shallow holes ranging from 30-130m in depth. Because of pre-consolidation restrictions drilling was mostly focused on a narrow central corridor where 700m of gram-plus level gold intercepts were made with an average grade of 1.56g/t Au.
- The REZ technical team is currently applying 3D GIS and expects sufficient information now exists to resolve the deposit's shape and inform the drill-out of this exciting target and use this new information leading to a Maiden Resource Estimate.



* Deposit was named by Renison Consolidated Gold Fields in late 1990s

Gigante Grande – Why we like it ... **



20m at 5.06g/t Au from 116m

Incl. 1m at 76.4 g/t Au from 134m

27m at 3.7g/t Au from 67m

Incl. 14m @ 6.34g/t Au from 65m

Incl. 1m @ 32.33g/t Au from 67m

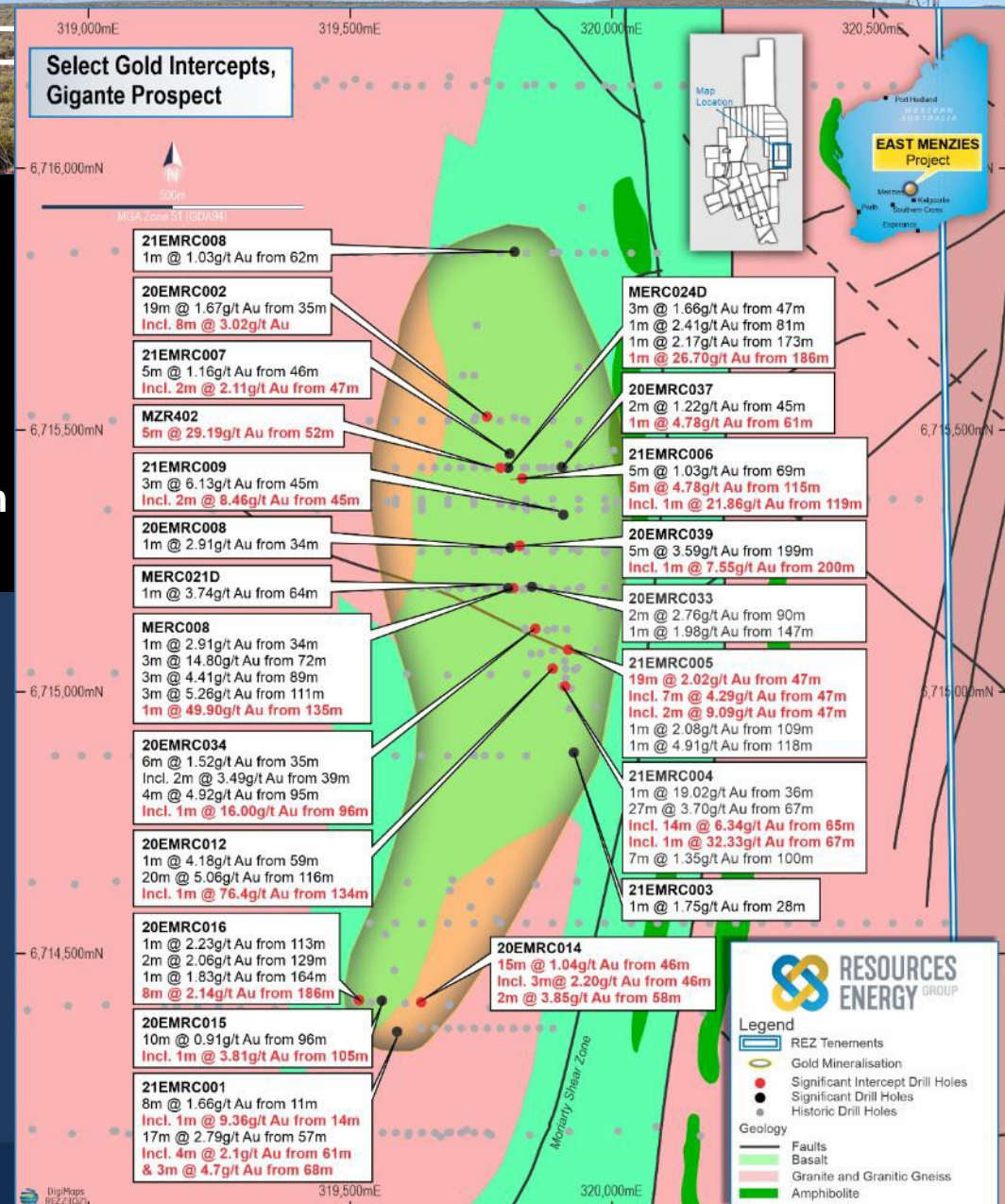
65m at 1.72g/t Au from 71m

21m at 1.4g/t Au from 31m

93m at 1.47g/t Au from 28m

115m at 1.33g/t Au from 18m

- As the name suggests, the Gigante Grande Gold Deposit is large, returning economic gold intercepts over an area of 500m x 1600m and beyond 100m in depth. It represents an ideal open cut gold target with multi-million ounce potential
- Despite the long history of gold prospecting and mining at Menzies, 'GG' is a virgin discovery by REZ's own team made with RAB drilling through the 30m blanket of transported cover – similar to the Tropicana discovery



* At COG of 0.2g/t and inclusive of up to 8 consecutive meters of internal dilution <0.3g/au

• Refer ASX Releases dated 11 November 2020, 23 December 2020, 14 January 2021, 22 March 2021, 24 March 2021, 4 May 2021

Gigante Grande – Gold Discovery in the Best Address



- Road, rail and gas pipeline corridor adjacent project
- Open cut gold target with supergene blanket
- Non-refractory & high metallurgical recovery
- In the same Archaean greenstones that gave us the Golden Mile
- Indications for a multi-million ounce gold resource
- Structural interpretation will initiate JORC-compliant maiden Resource





BOARD + MANAGEMENT

GAVIN REZOS
Chairman

J. DANIEL MOORE
MD and CEO

RICHARD POOLE
Non-executive Director

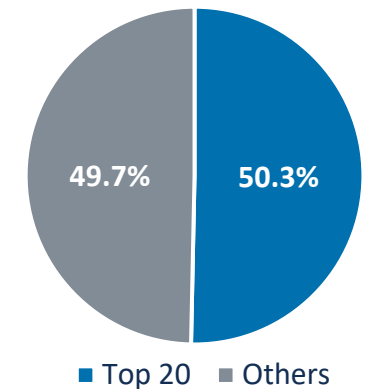
WARREN KEMBER
Chief Financial Officer +
Company Secretary

MICHAEL JOHNSTONE
Exploration Manager +
Chief Geologist

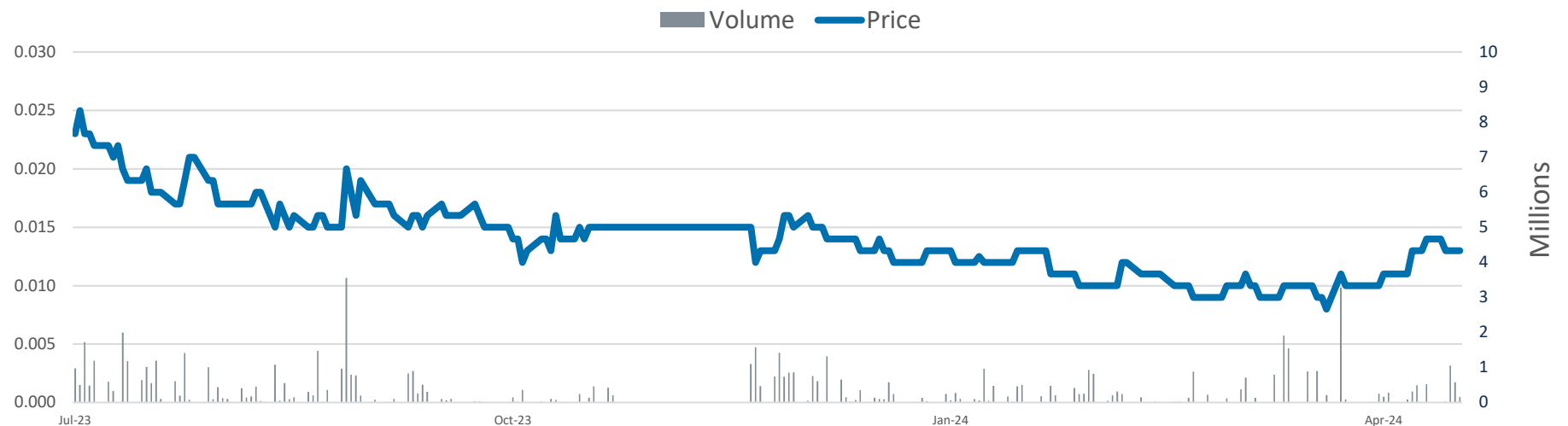
CORPORATE HIGHLIGHTS

ASX Ticker	REZ
Share Price (as of 22 April 2024)	A\$0.013
Shares on Issue	499,805,789
Options & Performance Rights	83,000,000
Market Cap (undiluted)	\$6.5 million
52-week trading range	\$0.008 - \$0.038

SHAREHOLDER PROFILE



SHARE PRICE + VOLUME





RESOURCES ENERGY GROUP

J. Daniel Moore

Managing Director and CEO

jdmoore@rezgroup.com.au

+61 475 916 919

Mark Flynn

Investor Relations

mflynn@rezgroup.com.au

+61 416 068 733